




| | Lesson and Resources | Notes / Extension Task |
|---------|---|------------------------|
| ENGLISH | Lesson 1 Full Text - Much Ado About Nothing.docx Lesson 04 How is the character of Don John presented.pptx | |
| | Lesson 2 Full Text - Much Ado About Nothing.docx Lesson 05 How is the character of Beatrice presented.pptx | |
| | Lesson 3 Full Text - Much Ado About Nothing.docx Lesson 06 How is the relationship between Beatrice and Benedick presented.pptx | |
| | Lesson 4 Full Text - Much Ado About Nothing.docx Lesson 07 How are ideas about villainy presented.pptx | |
| | Lesson 5 Full Text - Much Ado About Nothing.docx Lesson 08 How are ideas about deception presented.pptx | |
| | Lesson 6 Full Text - Much Ado About Nothing.docx Lesson 09 How are ideas about love presented.pptx | |
| | Lesson 7 Full Text - Much Ado About Nothing.docx Lesson 10 How are ideas about deception presented.pptx | |

| CORE Subjects | Lesson and Resources | Notes / Extension Task |
|---------------------|--|--|
| <p>MATHS</p> | <p><u>Lesson 1</u> Fractions Sparx: M410, M671, M601 Follow the links and answer the questions. Click the tick at the bottom to check your answers. Equivalent Fractions Converting Mixed and Improper</p> | <p><u>Notes:</u> Where relevant, find the Sparx Task by clicking on Independent Learning:</p>  <p>And then search for the relevant task in the Search bar:</p>  <p>Use the videos for support as you answer the questions.</p> <p><u>Extension Tasks:</u> Complete all Compulsory, Target and XP Boost tasks at 100%</p> |
| | <p><u>Lesson 2</u> Adding Fractions Sparx: M835, M931 Complete the questions at all levels When finished, follow this link and answer the questions. Click the tick at the bottom to check your answers. Adding Fractions Practice</p> | |
| | <p><u>Lesson 3</u> Multiplying Fractions Sparx: M157, M197 Complete the questions at all levels When finished, follow this link and answer the questions. Click the tick at the bottom to check your answers. Multiplying Fractions Practice</p> | |

| CORE Subjects | Lesson and Resources | Notes / Extension Task |
|---------------|---|---|
| MATHS | <p><u>Lesson 4</u> Dividing Fractions Sparx: M110, M265 Complete the questions at all levels When finished, follow this link and answer the questions. Click the tick at the bottom to check your answers. Dividing Fractions Practice</p> | <p><u>Notes:</u> Where relevant, find the Sparx Task by clicking on Independent Learning:</p> <div data-bbox="1294 331 1391 411" style="border: 1px solid black; padding: 2px; width: fit-content; margin: 5px 0;"> Independent Learning </div> <p>And then search for the relevant task in the Search bar:</p> <div data-bbox="1294 469 1845 533" style="border: 1px solid black; padding: 2px; margin: 5px 0;"> Search for topics: <input style="width: 100px;" type="text" value="Enter topic name or code"/> Your curriculum: <input style="width: 100px;" type="text" value="Key Stage 3"/> </div> <p>Use the videos for support as you answer the questions.</p> <p><u>Extension Tasks:</u> Complete all Compulsory, Target and XP Boost tasks at 100%</p> |
| | <p><u>Lesson 5</u> Fractions of Amounts Sparx: M695 Follow this link and answer the questions. Click the tick at the bottom to check your answers. Fractions of Amounts Practice</p> | |
| | <p><u>Lesson 6</u> Add and Subtract Negative Numbers Sparx: M106 Follow this link and answer the questions. Click the tick at the bottom to check your answers. Add and Subtract Negative Numbers</p> | |
| | <p><u>Lesson 7</u> Multiply and Divide Negative Numbers Sparx: M288 Follow this link and answer the questions. Click the tick at the bottom to check your answers. Multiply and Divide Negative Numbers</p> | |

| CORE Subjects | Lesson and Resources | Notes / Extension Task |
|---------------|--|------------------------|
| SCIENCE | <p>Lesson 1 Refraction https://continuityoak.org.uk/Lessons?r=723</p> <p>Lesson 2 The eye https://continuityoak.org.uk/Lessons?r=1312</p> <p>Lesson 3 Lenses and correcting vision https://continuityoak.org.uk/Lessons?r=1313</p> <p>Lesson 4 Colour and filters https://continuityoak.org.uk/Lessons?r=1314</p> | |

| Foundation Subject | Lesson and Resources | Notes / Extension Task |
|--------------------|--|--|
| ART | <p>Copy a Cubist portrait Picasso Weeping woman Can provide printed copies if needed</p>  | |
| DRAMA | <p>What is slapstick? Create a fact sheet.</p> | |
| FRENCH | <p>Here are the topics that we are studying this term:</p> <p>Holidays</p> <ul style="list-style-type: none"> - Destinations - Transport - Accommodation - Activities - Your usual holidays - Describing a holiday in the past - Where would you like to go? <p>Revise these topics here on BBC Bitesize: Past tense Holidays, Travel and tourism</p> | <p>Notes:</p> <ol style="list-style-type: none"> 1. Watch the video on Bitesize and complete the activities. 2. Make a note of any new words in French and English 3. Then go to VocabSlam and revise the vocabulary set. 4. Write a short paragraph (50 words) about the topic. Use opinions, past tense and future tense. Revise writing it out from memory – ask someone at home to test you if possible! <p>Homework / Extension tasks:</p> <ol style="list-style-type: none"> 1. Active Learn. Go to https://www.pearsonactivelearn.com/app/Home Your username is your Regis School email. Your password is Tr5Reset22 Complete set tasks. |

| Foundation Subject | Lesson and Resources | Notes / Extension Task |
|---|--|--|
| <p style="text-align: center;">GEOGRAPHY</p> | <p>Follow the links below to watch and complete the Oak National lessons. Ensure you are in a suitable environment to work where you can listen to the teacher recording of the lesson. You will pause and complete all activities and record your work on the worksheet uploaded or in a notebook or on paper.</p> <p>Only complete the amount of lessons you would have missed had you have been in school.</p> <p>Website: https://continuityoak.org.uk/Lessons</p> <p><u>Autumn Term 1: Coasts</u> Go to- Geography- Year 8- Unit 3- Coasts</p> <p><i>Week beginning 16/9</i> L3- How do waves shape the land? L4- How do headlands and bays form? L5- What are the processes that lead to the formation of stacks?</p> | <p>If you have finished all the tasks in the lesson and resources section and wish to continue some more geography work log on to Seneca using your school account.</p> <p>Search for KS3 Geography and work your way through the learning and quizzes for the topic you are currently learning.</p> |
| <p style="text-align: center;">HISTORY</p> | <p>Thomas Cromwell and the Reformation</p> <p>The beliefs of the Church of England</p> <p>The English Reformation in its European context</p> | <p>All lessons can be found at the link below:</p> <p>https://www.thenational.academy/pupils/programmes/history-secondary-year-8/units/henry-viii-and-the-reformation-how-unusual-was-the-english-reformation/lessons</p> <p>You will need headphones to listen to the lesson, lined paper and a pen to complete the lesson.</p> |

| Foundation Subject | Lesson and Resources | Notes / Extension Task |
|--------------------|--|--|
| MUSIC | | |
| RELIGIOUS STUDIES | | |
| SPANISH | <p>Here are the topics that we are studying this term:</p> <p>Going out and Staying in</p> <ul style="list-style-type: none"> - Free time activities - Weekend plans - Asking someone out - Going to a party - Favourite TV / Music / Film <p>Revise these topics here on BBC Bitesize:</p> <p>Past tense Holidays, Travel and tourism</p> | <p>Notes:</p> <ol style="list-style-type: none"> 1. Watch the video on Bitesize and complete the activities. 2. Make a note of any new words in Spanish and English 3. Then go to VocabSlam and revise the vocabulary set. 4. Write a short paragraph (50 words) about the topic. Use opinions, past tense and future tense. Revise writing it out from memory – ask someone at home to test you if possible! <p>Homework / Extension tasks:</p> <ol style="list-style-type: none"> 1. Active Learn. Go to https://www.pearsonactivelearn.com/app/Home Your username is your Regis School email. Your password is Tr5Reset22 Complete set tasks. |